



Four Have Been Summoned

Now Available



Licensed by

Consumer
Products



Blood and Gore
Violence

© 2003 Atari Interactive, Inc. All Rights Reserved. All trademarks are the property of their respective owners. Dungeons & Dragons, the Dungeons & Dragons logo, D&D, the Wizards of the Coast logo, the d20 system logo, and all Wizards of the Coast characters, character names, and the distinctive likenesses thereof are trademarks owned by Wizards of the Coast, Inc., a subsidiary of Hasbro Inc. © 2003 Wizards of the Coast, Inc. HASBRO and its logo are trademarks of HASBRO and are used with permission. Microsoft, Xbox and the Xbox Logos are either registered trademarks or trademarks of Microsoft Corporation in the U.S. and/or in other countries and are used under license from Microsoft.

Register Online Today!
It's as simple as 1, 2, 3!

1. Go to www.gameregister.com
2. Enter your game's info
3. Select a great offer

Receive exclusive game-related info and other special offers by registering online today!
That's it. Atari will not contact you without your express permission and does not sell
or share registration information. For more information about our privacy policy,
visit http://www.us.atari.com/privacy_policy.asp

 XBOX

LIVE online enabled

MAGIC
The Gathering™

BATTLEGROUND



ATARI

SAFETY INFORMATION

About Photosensitive Seizures

A very small percentage of people may experience a seizure when exposed to certain visual images, including flashing lights or patterns that may appear in video games. Even people who have no history of seizures or epilepsy may have an undiagnosed condition that can cause these "photosensitive epileptic seizures" while watching video games.

These seizures may have a variety of symptoms, including lightheadedness, altered vision, eye or face twitching, jerking or shaking of arms or legs, disorientation, confusion, or momentary loss of awareness. Seizures may also cause loss of consciousness or convulsions that can lead to injury from falling down or striking nearby objects.

Immediately stop playing and consult a doctor if you experience any of these symptoms. Parents should watch for or ask their children about the above symptoms in children and teenagers are more likely than adults to experience these seizures.

The risk of photosensitive epileptic seizures may be reduced by sitting farther from the television screen, using a smaller television screen, playing in a well-lit room, and not playing when you are drowsy or fatigued.

If you or any of your relatives have a history of seizures or epilepsy, consult a doctor before playing.

Other Important Health and Safety Information The Xbox Instruction Manual contains important health and safety information that you should read and understand before using this software.

Avoid Damage to Your Television

Do not use with certain televisions. Some televisions, especially front- or rear-projection types, can be damaged if any video games, including Xbox games, are played on them. Static images presented during the normal course of game play may "burn in" to the screen, causing a permanent shadow of the static image to appear at all times, even when video games are not being played. Similar damage may occur from static images created when placing a video game on hold or pause. Consult your television owner's manual to determine if video games can be played safely on your set. If you are unable to find this information in the owner's manual, contact your television dealer or the manufacturer to determine if video games can be played safely on your set.

MAGIC The Gathering™ BATTLEGROUND

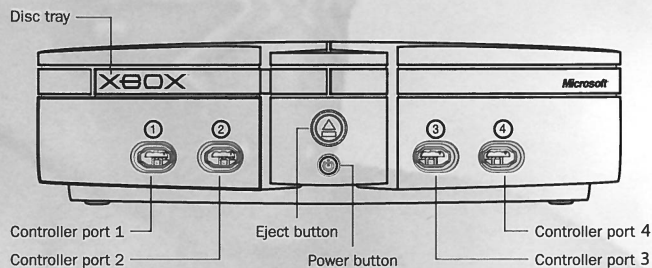
TABLE OF CONTENTS

Using the Xbox Video Game System	2
Using the Xbox Controller	2
Controls	3
Saving & Loading	4
Welcome to <i>Magic: The Gathering™ — Battlegrounds</i>	4
Main Menu	5
Options Menu	6
General Rules	6
Quest	9
VS Duel	10
Arcade Duel	10
Practice Duel	10
Xbox Live	10
Spell Reference	11
Glossary	17
Credits	21
Atari Web Sites	24
Technical Support	24
End-User License Agreement	26



USING THE XBOX VIDEO GAME SYSTEM

1. Set up your Xbox™ video game system by following the instructions in the Xbox Instruction Manual.
2. Press the power button and the status indicator light will light up.
3. Press the eject button and the disc tray will open.
4. Place the *Magic: The Gathering™ — Battlegrounds* disc on the disc tray with the label facing up and close the disc tray.
5. Follow on-screen instructions and refer to this manual for more information about playing *Magic: The Gathering™ — Battlegrounds*.



Avoiding Damage to Discs or the Disc Drive

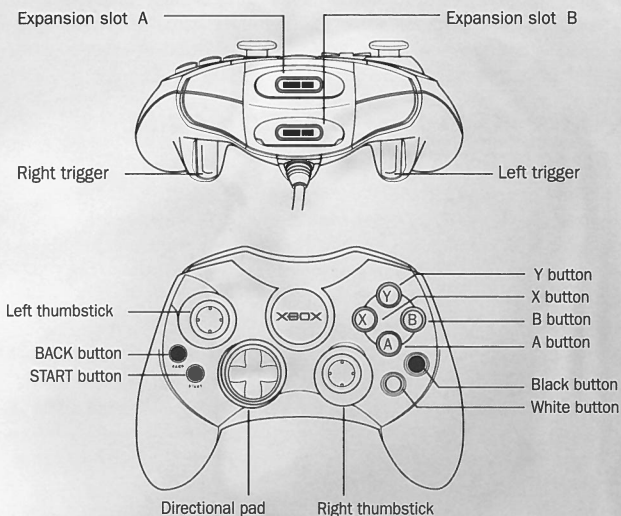
To avoid damage to discs or the disc drive:

- Insert only Xbox-compatible discs into the disc drive.
- Never use oddly shaped discs, such as star-shaped or heart-shaped discs.
- Do not leave a disc in the Xbox console for extended periods when not in use.
- Do not move the Xbox console while the power is on and a disc is inserted.
- Do not apply labels, stickers, or other foreign objects to discs.

USING THE XBOX CONTROLLER

1. Connect the Xbox Controller to any controller port on the front of the Xbox console. For multiple players, connect additional controllers to available controller ports.
2. Insert any expansion devices (for example, Xbox Memory Units) into controller expansion slots as appropriate.
3. Follow on-screen instructions and refer to this manual for more information about using the Xbox Controller to play *Magic: The Gathering™ — Battlegrounds*.

CONTROLS



COMMAND	ACTION
Left thumbstick	Move duelist
Directional pad	Flip spellbook page
White button	Flip spellbook page
Black button	Flip spellbook page
BACK button	Taunt
Y button	Close spellbook / Boost mana regeneration (tap repeatedly)
X button	Sorcery spells / Cast spell
A button	Creature spells / Cast spell
B button	Enchantment spells / Cast spell
Right trigger	Strike with your melee weapon
Left trigger	Magical Shield
START button	Pause

SAVING & LOADING

At startup, the game will automatically scan your hard disk for saved duelist information. If more than one duelist is present, the game will prompt you to load a duelist or create a new one. All duelist data, including acquired spells, is automatically saved onto the hard disk.

WELCOME TO MAGIC: THE GATHERING™ — BATTLEGROUNDS

Take control of powerful duelists and engage in epic duels for magical supremacy via Xbox Live. Whether cracking the earth with powerful spells or summoning ferocious minions, you will have to use both brains and brawn to defeat your enemies. Overwhelming challenges surround you — the time has come to focus your energies and unleash the power within!

A Note to Players of the Magic: The Gathering® Card Game

If you have played the Magic: The Gathering® card game, then you already understand the fundamentals of mana, life points, creatures, enchantments, sorceries, and other important game rules. Although *Magic: The Gathering™ — Battlegrounds* uses many of the same game mechanics, it played in real-time, which fundamentally alters certain aspects of the game. The following concepts do not translate to Battlegrounds:

- You do not draw and discard cards — all of your spells are available at all times.
- There is no graveyard.
- Spell stacking is not applicable.
- There is no four-card limit for spells — you can cast a spell as many times as you are able.
- You are limited to two colors per deck.
- You are limited to 10 spells per deck.
- Mana costs are different than the cards.
- Sorceries and instants are combined under sorceries.
- There are no creature enchantments.
- There are no artifacts.
- You can only have two enchantments in play at once.
- You can only have five creatures in play at once.
- You have a shield.
- You have a duelist attack.
- Creatures fight until they are dead.
- Damage is permanent.
- Some creatures block.
- The video game takes place in an arena.
- Spells are cast by picking up mana crystals not by playing Lands.

- Mana regeneration occurs over time.
- Most creatures attack, but some block. Others run to the back and perform an ability.
- Unsummon forces creatures to respawn, not to re-summon.
- Flying creatures do not interact with ground creatures. They attack only other flying creatures or directly to the enemy duelist.

Since the game takes place in a 3D environment, strategies that are not possible in the card game quickly emerge and become key elements in determining victory. These include:

- Creature placement
- Speed and timing of spells
- Timely mana collection
- Size and height of creatures
- Speed of creature
- Wizard movement

MAIN MENU



From the Main Menu, you can choose among the following options:

Quest

Quest is a six-chapter adventure that will teach you basic and advanced dueling techniques and tactics. Complete the entire adventure and defeat all boss-

level characters to unlock duelists that are hidden in the game. See "Quest" on page 9 for more information.

VS Duel

Put your customized duelists and spellbooks to the test against human opponents. Choose the duelists and spellbook, determine the length of time for each round and the number of rounds, and duel! See "VS Duel" on page 10 for more information.

Arcade Duel

In the mood for a quick series of duels? Arcade Duel lets you duel against computer-controlled opponents using a predetermined character. See "Arcade Duel" on page 10 for more information.

Xbox Live

Got your spells sorted and your strategies dialed? Then you're ready to take it to the next level — online play against human opponents from around the world. See "Xbox Live" on page 10 for more information.

Practice Duel

This mode allows you to test your custom decks and strategies against the opponents that you have unlocked in Arcade Duel. Think you've found a winning strategy? Test it out here against a range of competition levels.

Options

Adjust game and duel settings. See below for more information.

⊕PTIONS MENU



Game Options

Set time limit of the match, the number of rounds (1, 3 or 5), Quest difficulty and spellbook display. Toggle Xbox Controller vibration ON / OFF.

Audio Options

Set volume for music, sound effects and voice.

Edit Spellbook

The Spellbook Editor allows you to create new spellbooks or modify existing spellbooks. The Spellbook Editor will lead you step-by-step through the creation of a new book. The following rules apply to spellbook creation:

- Spellbooks must be either one or two colors.
- You cannot have more than ten spells in your spellbook.
- You cannot have more than nine sorceries in your spellbook.
- You cannot have more than four enchantments in your spellbook.
- You cannot have more than seven creature spells in your spellbook.

Create Player

Create a new player profile.

Load Player

Load a previously created player profile.

Credits

View the names of the people who helped create this game.

GENERAL RULES

Mana

Mana is magical energy, the firepower that allows you to cast spells. Every spell requires a certain amount of mana to cast — more powerful spells require more mana.

As the duel progresses, mana appears on the ground as crystals. Simply run over a mana crystal to add it to your Mana Bar. Picking up a mana crystal

increases the total amount of mana available to you, but does not regenerate all of the mana in your Mana Bar. Each time you pick up a mana crystal, a mana timer begins that determines when the next crystal becomes available. The faster you gather mana crystals, the faster the next one appears.



Mana Regeneration

Mana slowly regenerates after you cast a spell. However, there are other ways to regenerate mana. For example, you can repeatedly tap the **Y button** for a slight boost in regeneration. Also, as creatures die, they drop mana shards equal to their casting cost. You can run over these shards to regenerate mana, but doing so will not increase your current Mana Bar. In addition, the more mana available in your Mana Bar, the faster it regenerates.

Some Green spells and creatures have mana-generating abilities. See "Spell Reference" on page 11 for more information.

Spell Types

There are three types of spells: creature, sorcery and enchantment.

- Creature spells summon physical beings to fight on your side against an opposing duelist. Each creature has two statistics: power, which indicates the amount of damage that creature deals when it attacks, and toughness, which indicates how much damage a creature can sustain before it dies. Some creatures also have special abilities. See "Spell Reference" on page 11 for more information.
- Sorcery spells are powerful incantations that produce a wide variety of results. Depending on a sorcery's color, its results can range from powerful direct damage to creature enhancement, from regeneration to life-draining, and more. See "Spell Reference" on page 11 for more information.
- Enchantments are like permanent sorcery spells that produce global effects, such as speeding up one duelist's creatures. Once cast, an enchantment functions continually until it is removed by a spell. Each duelist can have only two enchantments in play at a time. **Note:** Not all of the colors of magic have enchantments.



Casting Spells

Each spell requires you to spend a certain amount of mana, specified by the Mana Bars. You can cast any spell in your spellbook at any time if you have the required mana. Each spell category is associated with a controller button: **A button** for creatures; **X button** for sorceries; and **B button** for enchantments.

Pressing one of these buttons opens your spellbook and displays the spells in that category.

Each page of your spellbook contains three spells, which you cast by pressing the **A button**, **B button** or **X button**. You can press the **directional pad**, **White button**, **Black button** or move the **right thumbstick** left and right to turn to a new page in your spellbook. Press the **Y button** to return to the Spell Casting category selection.

Casting Time

The time it takes to cast a spell is directly related to the amount of mana it takes to cast that spell. The more mana a spell requires, the longer it takes to cast that spell.



Creature Combat

When you cast a creature spell, it comes to life at a speed relative to its casting cost. While a creature is being summoned it cannot attack or defend.

Most creatures will rush toward the opposing duelist and attempt to deal damage. (Some creatures have other special purposes and do not attack.) If a creature reaches an enemy duelist unopposed, it will do damage equal to its power directly to the duelist's life points.



If the creature crosses paths with another creature, it will deal its damage to that creature. It will also take damage equal to the opposing creature's power. If either creature sustains damage equal to its toughness, it is destroyed. Once a creature deals its damage, it fades away and rematerializes at its casting point (providing it survived combat).

Note: Some creatures have special abilities — such as flying, regeneration and trample — that alter the basic rules of combat. See the "Glossary" on page 17 for more information about special abilities.



Using Your Shield

The best way to defend yourself from enemy attacks is to cast a creature that can block and hopefully kill enemy creatures before they reach you. As a last line of defense, however, you can

raise a shield by pressing the **left trigger** as you are being attacked. Holding the **left trigger** will defend any oncoming attacks as long as it is up, but slowly drain your Mana Bar. **Note:** Blocking with the shield prevents only half of the damage inflicted (rounded up) by the attackers.

Using Your Melee Weapon

You can use your melee weapon to directly damage the nearest creature or duelist. Press the **right trigger** to do a single point of damage to the nearest enemy creature. If used correctly, this attack can stop the annoying bites of weaker creatures or help defeat larger foes.

Life and Mana

The life and mana levels of each duelist are displayed above his or her side of the arena during a duel. The Mana Bar shows the amount of mana a duelist has accumulated. The Life meter displays a duelist's overall condition.

Each duelist starts with 20 life, which decrease as he or she receives damage. When a duelist's Life meter is depleted, he or she is defeated.



Crossing the Line

If you cross over the center line onto your opponent's half of the arena, your duelist will begin taking damage every two seconds. You cannot cast spells, regenerate mana or raise your shield while you are on your opponent's side of the arena, but you can steal your opponent's mana crystals and shards, and possibly perform carefully timed melee attacks.



QUEST

Before you can begin a Quest game, you must first select and name your duelist.

Quest consists of six chapters broken into a variety of quests. When you successfully complete a quest, you will acquire a new spell that you can add to your duelist's spellbooks. This spell will immediately appear in your duelist's spell collection. Completing a chapter unlocks other special items.

Tutorial

The first chapters of Quest contain an interactive tutorial that explains the basics of how to play *Magic: The Gathering — Battlegrounds*. The tutorial runs automatically the first time you play, and covers the following subjects:

- Collecting mana crystals/shards
- Casting spells
- Creatures
- Sorceries
- Enchantments
- Flying creatures vs. ground creatures
- Creature power/toughness
- Understanding creature attributes (first strike, trample, haste, etc.)
- Duelist attack
- Shielding



VS DUEL

In this mode you can try out new spellbooks and strategies against your friends. Just select duelists and spellbooks, choose an arena, set the duel length and number of rounds, and go!



ARCADE DUEL

In Arcade Duel, you can quickly delve into a dueling tournament using pre-built characters. Arcade Duel consists of an opponent ladder that shows the next opponent that you will be fighting.

Note: You initially have a choice of five duelists, one for each color and each with a limited spellbook. You can also create your own spellbook. After battling through a series of six opponents, you unlock the next duelist in the color that you just played.

PRACTICE DUEL

In Practice Duel you can test out your custom deck against any duelist you have unlocked from Arcade Duel, or just indulge in a quick game against a single computer-controlled opponent. Practice Duel lets you refine your skills and develop your technique before you duel against a human opponent.

XBOX LIVE™

Ready for some real competition? *Xbox Live* lets you compete against other *Xbox Live* players via the Internet, using your choice of duelists and spells. You can also use *Xbox Live* to download exclusive spells and accessories, as well as participate in on-line tournaments.

Xbox Live is a high-speed or broadband Internet gaming community where you can create a permanent gamer identity, set up a Friends list with other players, see when they're online, invite them to play, and talk to them in real-time as you play.

If you are an *Xbox Live* subscriber, you can download the very latest content (such as new levels, missions, weapons, vehicles, and more) to your Xbox console.

Connecting

Before you can play *Magic: The Gathering — Battlegrounds* online, you need to connect your Xbox console to a high-speed or broadband Internet connection, and sign up for *Xbox Live* service. To determine if *Xbox Live* is available in your region and for information about connecting to *Xbox Live*, see www.xbox.com/connect and select your country.

Playing

Use Quickstart to quickly find a game and get playing, choose your spellbook and start dueling. Use Optimatch if you want to fight someone a little closer to you in the standings, or perhaps join the dueling elite, choose the room, choose the level of your competitor and earn your ranking.

Create a Match if you want to duel in a specific arena or if you want to control the number of rounds and the time limit of the duel.

Your Friends List allows you to invite friends for a duel. Use Statistics to keep an eye on the most skilled duelists out there. Watch for new content and download the latest spell and arena updates.

SPELL REFERENCE

Spell Colors

Black

Black spells are best at creature destruction — even regenerating creatures don't stand a chance against black's abilities. A duelist commonly uses black spells to drain life from opponents and the creatures they summon — this provides the duelist the necessary strength to cast his or her pain-inflicting creatures.

Blue

Blue spells focus on confusing the enemy by draining mana, canceling spells and even making copies of other creatures! The blue duelist must always be vigilant toward others — paying close attention to his opponent's incantations and Mana Bar — in order to defend himself against powerful spells.

Green

Green spells do two things extremely well: generate mana and summon creatures with high power and toughness for a relatively low mana cost. The trample ability is strictly a green mechanic that boosts a creature's aggressiveness, and regeneration helps keep creatures alive at minimal cost. While green duelists can't cast flying creatures, their ground creatures are so good that it usually doesn't matter.

Red

Red spells rely on direct damage to rapidly reduce an enemy's resources and health. Creatures with haste move considerably faster than most, getting to an enemy sooner. Once an enemy is low on health, red direct damage spells can finish the job.

White

White spells are defensive in nature and many can help you gain health and increase the chances of winning a duel. However, creatures with first strike can be quite fearsome, since they deal all of their combat damage before other creatures. White is also excellent at destroying enchantments.

Black Spells

SPELL	TYPE	ATTRIBUTES	DESCRIPTION
Carnophage	2/2 Creature		Carnophage drains 1 life from its controller each time it respawns.
Dark Banishing	Sorcery		Dark Banishing destroys the closest non-black enemy creature.
Death's-Head Buzzard	2/1 Creature	flying	When Death's-Head Buzzard is destroyed, each creature temporarily receives -1/-1 until it respawns.
Harbinger of Night	2/3 Creature	ability	Harbinger of Night causes all creatures, including itself, to receive -1/-1 permanently every 5 seconds.
Havoc Demon	5/5 Creature	flying	When Havoc Demon is destroyed, each creature temporarily receives -5/-5 until it respawns.
Hellfire	Sorcery		Hellfire destroys all non-black creatures and drains 3 life, plus 1 life for each creature destroyed, from the caster.
Infest	Sorcery		Infest makes each creature temporarily receive -2/-2 until it respawns.
Juzám Djinn	5/5 Creature		Juzám Djinn drains 1 life from its controller each time it respawns.
Krovikan Vampire	3/3 Creature	blocking change	If Krovikan Vampire destroys a creature, that creature comes into play under Krovikan Vampire's controller's control and attacks the enemy duelist. If Krovikan Vampire's controller loses control of Krovikan Vampire, all such controlled creatures are destroyed.
Liability	Enchantment		Liability drains 1 life from a duelist each time one of that duelist's creatures is destroyed.
No Mercy	Enchantment		No Mercy destroys any creature that deals full damage to No Mercy's controller. If No Mercy's controller successfully shields the damage, the creature is unaffected.
Sengir Vampire	4/4 Creature	flying	Sengir Vampire gains +1/+1 permanently each time it destroys an enemy creature.

Black Spells (Cont.)

SPELL	TYPE	ATTRIBUTES	DESCRIPTION
Soul Feast	Sorcery		Soul Feast drains 4 life from the enemy duelist and gives it to the caster.
Vicious Hunger	Sorcery		Vicious Hunger drains 2 life from the closest enemy creature and gives it to the caster.

Blue Spells

SPELL	TYPE	ATTRIBUTES	DESCRIPTION
Air Elemental	4/4 Creature	flying	
Clone	Sorcery		Clone summons a new instance of the closest creature.
Counterspell	Sorcery		Counterspell cancels any spell the enemy duelist is currently casting.
Cowardice	Enchantment		Cowardice makes any creature targeted by a spell respawn instead of that spell resolving.
Deluge	Sorcery		Deluge freezes all ground creatures for 5 seconds.
Fighting Drake	2/4 Creature	flying	
Horned Turtle	1/4 Creature	blocking	
Mage's Guile	Sorcery		Mage's Guile makes the caster's closest creature unable to be targeted by spells until it respawns. Mage's Guile does not work against spells that affect more than one creature.
Mahamoti Djinn	5/6 Creature	flying	
Mana Short	Sorcery		Mana Short drains all the enemy duelist's mana.
Pendrell Mists	Enchantment		Pendrell Mists makes each creature drain 1 mana from its controller every time it respawns. If the mana doesn't exist, the creature is destroyed.
Spelljack	Sorcery		Spelljack steals any spell the enemy duelist is currently casting.
Unsummon	Sorcery		Unsummon forces the closest enemy creature to respawn.
Wind Drake	2/2 Creature	flying	

Green Spells

SPELL	TYPE	ATTRIBUTES	DESCRIPTION
Ancient Silverback	6/5 Creature	regeneration	
Avatar of Might	8/8 Creature	trample	Avatar of Might costs ♣♣ if the enemy duelist controls 4 or more creatures than the caster.
Defiant Elf	1/1 Creature	trample	
Elvish Warrior	2/3 Creature		
Giant Growth	Sorcery		Giant Growth gives the caster's closest creature a +3/+3 bonus until it respawns.
Giant Spider	2/4 Creature	blocking	Giant Spider blocks flying creatures as well as ground creatures.
Gorilla Chieftain	3/3 Creature	regeneration	
Llanowar Elves	1/1 Creature	ability	Llanowar Elves generates 1 mana shard every 5 seconds.
Overrun	Sorcery	blocking change	Overrun gives each of the caster's creatures a +3/+3 bonus and trample until it respawns.
Priest of Titania	1/1 Creature	ability	Priest of Titania generates 1 mana shard for each Elf in play every 5 seconds.
Run Wild	Sorcery	blocking change	Run Wild gives the caster's closest creature trample and regeneration until it respawns.
Rushwood Elemental	4/4 Creature	trample	Rushwood Elemental gains +1/+1 permanently whenever it respawns.
Tranquility	Sorcery		Tranquility destroys all enchantments.
Untamed Wilds	Sorcery		Untamed Wilds causes 1 mana crystal to appear immediately. It does not affect the generation of other mana crystals.

Red Spells

SPELL	TYPE	ATTRIBUTES	DESCRIPTION
Engulfing Flames	Sorcery		Engulfing Flames deals 1 damage to the closest enemy creature or duelist. If a creature takes damage from this spell and is destroyed before it respawns, it cannot regenerate.
Fervor	Enchantment		Fervor gives all of the controller's creatures haste.
Goblin Hero	2/2 Creature		
Goblin King	2/2 Creature		Goblin King gives each Goblin a +1/+1 bonus as long as it lives. This bonus does not apply to Goblin King.
Goblin Sky Raider	1/2 Creature	flying	
Gratuitous Violence	Enchantment		Gratuitous Violence doubles the damage dealt by the controller's creatures.
Inferno	Sorcery		Inferno deals 6 damage to all creatures and duelists.
Magma Giant	5/5 Creature		Magma Giant deals 2 damage to all creatures and duelists when it comes into play.
Raging Goblin	1/1 Creature	haste	
Reckless Charge	Sorcery	blocking change	Reckless Charge gives the caster's closest creature a +3/+0 bonus plus haste until it respawns.
Retromancer	3/3 Creature		Retromancer deals 3 damage to any duelist who targets it with a sorcery.
Scorching Missile	Sorcery		Scorching Missile deals 4 damage directly to the enemy duelist.
Threaten	Sorcery	blocking change	Threaten gives the caster control over the closest enemy creature, gives that creature haste, and makes it attack the enemy duelist until it respawns.
Volcanic Dragon	4/4 Creature	flying; haste	

White Spells

SPELL	TYPE	ATTRIBUTES	DESCRIPTION
Angel of Retribution	5/5 Creature	flying; first strike	
Blessed Orator	1/4 Creature	blocking	Blessed Orator gives its controller's other creatures a +0/+1 bonus as long as Blessed Orator lives.
Demystify	Sorcery		Demystify destroys the enemy duelist's last cast enchantment.
Divine Presence	Enchantment		Divine Presence reduces all damage of 4 or more to 3.
Guided Strike	Sorcery		Guided Strike gives the caster's closest creature a +1/+0 bonus and first strike until it respawns.
Spiritualize	Sorcery		Spiritualize gives the caster's closest creature the ability to give its controller life equal to the damage it deals until it respawns.
Suntail Hawk	1/1 Creature	flying	
Test of Endurance	Enchantment		Test of Endurance enables either duelist to win by achieving 50 or more life.
Thunder Spirit	2/2 Creature	flying; first strike	
Venerable Monk	2/2 Creature		Venerable Monk gives its controller 2 life when it comes into play.
Warrior Angel	3/4 Creature	flying	Warrior Angel gives its controller life equal to the damage it deals.
Warrior's Honor	Sorcery		Warrior's Honor gives each of the caster's creatures a +1/+1 bonus until it respawns.
Wrath of God	Sorcery		Wrath of God destroys all creatures.
Youthful Knight	2/1 Creature	first strike	

GLOSSARY

Ability – This creature performs a special ability instead of attacking. It moves to the back of the arena, out of the way of combat. It may attack after being affected by certain spells.

Blocking Change – If a blocking or ability creature is affected by this spell, that creature will attack.

Blocking Creature – This creature stays where summoned and attacks any enemy creature or duelist that comes near. It may attack after being affected by certain spells or creatures.

Creature Battles – Creatures fight until one is destroyed. The surviving creature respawns at its casting point.

Creature – Creatures have a power and toughness that can be used for offense or defense.

Enchantments – Enchantments are like permanent sorceries that continuously function until the end of the match or until they are removed with a spell.

First Strike* – This creature deals its combat damage before other creatures do. If a creature with first strike deals lethal damage, it takes no damage from the other creature.

Flying – This creature cannot interact with ground creatures.

Haste* – This creature moves significantly faster than other creatures. Hasted creatures cannot be additionally hasted.

Health – Each duelist begins a duel with 20 health. The first duelist to lose all of his or her health loses the duel. If time runs out, the duelist with the lowest health loses. If both have the same amount of health, it is a draw.

Health Bar – Each duelist begins a duel with 20 health — when a duelist's health drops to zero, that duelist loses. If health rises above 20, the Health Bar will change color.

Mana – The energy that duelists use to cast spells.

Mana Bar – Displays the amount of mana crystals that have been picked up. The mana bar replenishes itself over time. The more mana you have, the quicker your mana regenerates.

Mana Crystal – Picking up one mana crystal increases your overall max mana by one.

Max Mana – The number of mana crystals that a duelist has picked up.

Mana Shard – Mana shards are generated by some creatures with special abilities. They also appear in the arena after a creature dies. Four shards equal one mana point. Mana shards replenish but do not increase your mana pool.

Power/Toughness – Power is the amount of damage a creature deals per attack. Toughness is the amount of damage a creature can take before it is destroyed.

Regeneration* – When this creature takes lethal damage, it respawns with full power and toughness for a cost of ♣♣. If that mana is not immediately available, the creature is destroyed.

Sorcery – Sorceries have an instant effect, such as countering a spell, dealing direct damage, or creating a mana crystal.

Spell Casting – To cast a spell, press the appropriate button. The more the spell costs, the longer it takes to cast.

Trample* – This creature does not respawn until it successfully attacks the enemy duelist.

**An icon will appear beneath any creature that has this ability.*

NOTES

NOTES

CREDITS

Secret Level

Jeffrey Tseng
Director

Leif Jensen
Producer

Chris Bretz
Art Director

Josh Adams
Lead Programmer

Kern Nembhard
Lead Artist

Peter Clark
Lead Designer

Jon Cortelyou
Mike Humphrey
Owen Lockett
Al McElrath

Taylor
Martin Robaszewski
Programmers

Louise Bell
Jay Fitt
Michael Friedrich
Clarence Johnson
Richard Katz
Chris Kniffen
Jon McBain
Ryan Savas
Laura Smith
Artists

Lane Daughtry
Technical Artist

Jeremy Gordon
President/CEO

Angus Chassels
VP Operations

Reeve S. Thompson
Director of Production

New Pencil, Inc.
Additional Art

Special Thanks

Matt Schumaker
Ben Herrera

Otavio Good
Alex Theodoropoulos
Steve Prideaux
Tony Desangles
Rei Nakazawa
Micah Pearlman
Stacy Adams
Brie Welden, Jensen Family
Jennifer Rivas, Justin Jaeger
Peter Friedrich, Linda Friedrich
Red_Ridinghood and the
(grand)Parental Units
Lisa Donahue, Jefferson Wilson
Hsiao-Yi Lin, Tseng Family
Stephanie, Levi and Sagia Humphrey
Joe Graf and Al Reed
Everyone else on #undev, #xbox
and #h-p
The Epic Crew
The good folks at Xbox ATG

Production Babies

Karina Skye Adams – September 2002
Sagia Jean Humphrey – March 2003
Alexander McDowell – May 2003
Melanie Sumana Gordon – August
2003

Atari

Steve Ackrich
Executive Producer

Kirby Fong
David T. Brown
Producers

Steve Allison
V.P. of Brand Marketing

Jean Raymond
Director of Brand Marketing

Scott McCarthy
Brand Manager

Kristine Keever
*Director of Marketing
Communications*

Steve Martin
Director of Creative Services

Elizabeth Mackney
*Director of Editorial & Documentation
Services*

Dave Gaines
Art Director
Erica Hoppe
Graphic Designer
Kurt Carlson
Documentation Specialist
Norm Schrager
Copywriter
Michael Gilmartin
Director of Publishing Support
Ken Ford
I.T. Manager/Western Region
Michael Vetsch
Manager of Technical Support
Chuck "What's Magic?" Nunez
Dave "Sharpshooter" Strang
Q.A. Supervisors
Joe "Avatar of Might" Acedillo
Joe "Texas r0x0rz ur b0x0rz" Fried
Lead Testers
Michael "Counterspell" O'Shea
Assistant Lead Tester
Mark Alibayan
Jason "Cap'n" Anderson
Deepak B.L.
Mark Baylon
Shashi Bushan S.
Dennis Chan
Clement Cherlin
Sarah "Space Mutant" Cherlin
Jaison D'Souza
Jaime "Kamehameha!" Gonzalez
James "861" Harriss
Richard "Viking King" Higbee
Brad "Gratuitous Violence" Johnson
Franco "Off-Site" Junio
Jeff "Nice Guy" Loney
Sam Mansour
Swetha Narayan
Amy-Elyse "Tink" Neer
Owen Nelson
Stefan Nelson
Amy "Tinkerbell" Patterson
Paul "Sharks-Fan" Phillips
Aaron "BetaMan" Ricks

Kenny "Test of Endurance" Robinson
Cher "Bunnie(TC)" Rocha
Juan "Dead Man's Hand" Sanchez
Mike "Reckless Charged" Shamsid-Deen
Piers "678" Sutton
Ravishankar Venkatachalam
Carl "Havoc Demon" Vogel
Alvin "Raging Goblin" Wong
Kenny "Heroes" Yan
Testers
Cecelia Hernandez
Sr. Manager Strategic Relations
Joy Schnee
Sr. Manager Strategic Relations
Shaila Patel
Strategic Relations Specialist
Tim Campbell
Director, New Business Development
Mark T. Morrison
Content Manager
Brandon Smith
Senior PR Manager
Jon Nelson
Director, Online
Kyle "Pezman" Peschel
Senior Producer, Online
Gerald "Monkey" Burns
Senior Programmer, Online
Richard Leighton
Senior Web Designer, Online
Sara Borthwick
Online Marketing Manager
Special Thanks
Christian Lee Alexander Taylor
Lisa Leong
Erick Fernandez
Christophe Gomez
Francois Lourdin
Jean-Philippe Agati
Alex Cabal
Mr. Soop...
Who is Mr. Soop?
Brady Dommermuth
Patti Roakes

Music
In Geer Music
Stephen Geering

Sound Effects
Soundstorm Inc.
Brian Min
Wade Wilson

Cinematics
Mondo Media

Directed by Stephane Cros
Screenplay Written by Phillip Simon
Executive Producer: Phillip Simon
Producer: Lourdes Alba
Supervising Sound Editor: Jim Lively
Lighting Production Supervisor: Sean Murphy
Animation: Ross Armstrong, Andrew Moffett, Animator Studio
Visual Effects: Brian Levy

Voice Cast
Evelyn Huynh
Andrew Chaikin
Christiane Crawford
Timothy Enos
Daron Jennings
Monica Murray
Abie Hadjitarkhani
Melissa Hutchinson
Mark Atherlay

Cast, Directed and Recorded by
WEBTONE
Greg "G-Dub" Weber
Steve "Big Data" Duell
Christian Pizzirani v2.0
THE Kevin Miller
Always Kim Weber
The Princess: Jaime Weber
And introducing Scout as "The dog"

ATARI WEB SITES

To get the most out of your new game, visit us at:

<http://www.us.atari.com>

To send e-cards to your friends, download wallpapers, or get access to other free stuff, visit our Freebies section at:

www.us.atari.com/freebies

If you would like to chat with other gamers, as well as developers, visit our Community Forum area at:

www.ataricomunity.com

Kids, check with your parent or guardian before visiting any web site.

Chat Messages: Atari does not monitor, control, endorse, or accept responsibility for the content of chat messages. You are strongly encouraged not to give out identity or other personal information through chat message transmissions. Kids, check with your parent or guardian if you are concerned about any chat you receive.

Use of Atari web sites is subject to terms and conditions, which you can access at:

www.us.atari.com/terms_of_service.asp

TECHNICAL SUPPORT (U.S. & CANADA)

Help Via the Internet

Up-to-the-minute technical information about Atari products is generally available 24 hours a day, 7 days a week via the Internet at:

<http://www.atarisupport.com>

Through this site you'll have access to our **FAQ** (Frequently Asked Questions) documents, our **Hints/Cheat Codes** if they're available, and an **E-Mail** area where you can get help and ask questions if you do not find your answers within the **FAQ**.

Note: In the event we must send you a Hint Sheet, FAQ document, patch or update disc via E-mail, we may require verifiable consent from a parent or guardian in order to protect children's privacy and safety online. Consent Forms are available at the web site listed above.

Help Via Telephone in the United States & Canada

For phone assistance, call **Atari Technical Support** at **(425) 951-7106**. Our **Interactive Voice Response** system is generally available 24/7, providing automated support solutions immediately.

This console-based product has automated support, which includes information such as gameplay tips, information on Control Keys, possible Cheat

Code combination keys, and instructions for finding secret screens and/or additional game levels (if these type of items exist and are made available for this particular product).

Great News! We've improved our Automated Systems so that you can get product-specific Troubleshooting help more quickly. All you need to do is enter the product's **Part #** when prompted to do so. This will take you directly to all of our known issues and solutions for this title. The product's **Part #** is located in several places (on the CD label, Game Pak, package and/or plastic disc case, if applicable) and is usually identified by a number such as **04-12345**. When prompted by the Automated System, enter the **last five digits** of your product's Part #. (For example, Part # 04-12345 would require that you enter the "12345" portion of the number for that product.) **Note:** Some products simply feature a five-digit Part # without an "04-" prefix.

Live support is generally available Monday through Friday, 8:00 AM until 6:00 PM (Pacific Time). **Note:** We may be closed on major holidays.

Product Return Procedures in the United States & Canada

In the event our technicians at **(425) 951-7106** determine that you need to forward materials directly to us, please include a brief letter explaining what is enclosed and why. Make sure you include the Return Merchandise Authorization Number (RMA#) supplied to you by the technician, and your telephone number in case we need to call you. You will receive the mailing address when the technician gives you the RMA#. Any materials not containing this RMA# will be returned to you unprocessed.

Warranty Policy in the United States & Canada

If our technicians determine that the product storage medium is found to be defective within ninety (90) days of original purchase, (unless otherwise provided by applicable law), Atari will replace the item free of charge, to the original purchaser, if the item is accompanied by the original dated receipt and packaging.



END-USER LICENSE AGREEMENT

IMPORTANT — READ CAREFULLY:

Please be sure to carefully read and understand all of the rights and restrictions described in this End-User License Agreement ("EULA").

AGREEMENT

This document is an agreement between you and Atari, Inc. and its affiliated companies ("Company"). The enclosed software game disc(s), cartridge or Game Pak ("Software") and any accompanying printed materials are licensed to you only on the condition that you accept all of the terms contained in this EULA.

By opening this package and installing or otherwise using the Software you agree to be bound by the terms of this EULA. If you do not agree to the terms of this EULA you may not install or use the Software and within 15 days of purchase you must call the Tech Support telephone number listed in the manual accompanying the Software (the "Manual"). Select the Automated Phone System's Main Menu option for Consumer Services and follow the prompts.

You will be given a Return Merchandise Authorization number (RMA #) by the technician. You then have 15 days from the date of this contact to return the Software in its protective covering, the Manual and the original sales invoice to the address supplied to you.

If this is a PC product, when you install the Software you will be asked to review and either accept or not accept the terms of the EULA by clicking the "I Accept" button. By clicking the "I Accept" button you acknowledge that you have read the EULA, understand it and agree to be bound by its terms and conditions.

COPYRIGHT

The Software is protected by copyright laws and international copyright treaties, as well as other intellectual property laws and treaties. All title and copyrights in and to the Software (including but not limited to any images, photographs, animations, video, music, text and "applets" incorporated into the Software) and any printed materials accompanying the Software are owned by the Company or its Licensors.

GRANT OF LICENSE

The Software is licensed and not sold to you and its use is subject to this EULA. The Company grants you a limited, personal, non-exclusive license to use the Software in the manner described in the user documentation. The Company reserves all rights not expressly granted to you in this EULA.

PERMITTED USES

1. If the Software is configured for loading on a hard drive, you may install and use the Software on a single computer.
2. You may make and maintain one copy of the Software for backup and archival purposes, provided that the original and copy of the Software are kept in your possession.
3. You may permanently transfer all your rights under this EULA, provided you retain no copies, you transfer all of the Software (including all component parts, the media and printed materials and any upgrades) and the recipient reads and accepts this EULA.

RESTRICTIONS

1. You may not delete or obscure any copyright, trademark or other proprietary notice on the Software or accompanying printed materials.
2. You may not decompile, modify, reverse engineer, disassemble or otherwise reproduce the Software.
3. You may not copy, rent, lease, sublicense, distribute, publicly display the Software, create derivative works based on the Software (except to the extent expressly permitted in the Editor and End-User Variation section of this Agreement or other documentation accompanying the Software) or otherwise commercially exploit the Software.
4. You may not electronically transmit the Software from one computer, console or other platform to another or over a network.
5. You may not use any backup or archival copy of the Software for any purpose other than to replace the original copy in the event it's destroyed or becomes defective.

EDITOR AND END-USER VARIATIONS

If the Software includes a feature that allows you to modify the Software or to construct new variations (an "Editor"), you may use such Editor to create modifications or enhancements to the Software, including the construction of new levels (collectively the "Variations"), subject to the following restrictions. Your Variations: (i) must only work with the full, registered copy of the Software; (ii) must not contain modifications to any executable file; (iii) must not contain any libelous, defamatory or other illegal material, material that is scandalous or invades the rights of privacy or publicity of any third party; (iv) must not contain any trademarks, copyright-protected work or other property of third parties; and (v) may not be commercially exploited by you, including but not limited to making such Variations available for sale or as part of a pay-per-play or timesharing service.

TERMINATION

This EULA is effective until terminated. You may terminate this EULA at any time by destroying the Software. This EULA will terminate automatically without notice from the Company if you fail to comply with any provisions of this EULA. All provisions of this EULA as to warranties, limitation of liability, remedies and damages will survive termination.

LIMITED WARRANTY AND DISCLAIMER OF WARRANTIES

You are aware and agree that use of the Software and the media on which is recorded is at your sole risk. The Software and media are supplied "AS IS." Unless otherwise provided by applicable law, the Company warrants to the original purchaser of this product that the Software storage medium will be free from defects in materials and workmanship under normal use for ninety (90) days from the date of purchase. The warranty is void if the defect has arisen through accident, abuse, neglect or misapplication. If the Software fails to conform to this warranty, you may at your sole and exclusive remedy, obtain a replacement free of charge if you return the defective Software. Follow the Product Return Procedures described in the Manual. The Company does not warrant that the Software or its operations or functions will meet your requirements, or that the use of the Software will be without interruption or error.

TO THE FULLEST EXTENT PERMISSIBLE UNDER APPLICABLE LAW, EXCEPT FOR THE EXPRESS WARRANTY SET FORTH ABOVE, THE COMPANY DISCLAIMS ALL WARRANTIES, EXPRESS OR IMPLIED, INCLUDING AND WITHOUT LIMITATION, THE IMPLIED WARRANTIES OF MERCHANTABILITY AND FITNESS FOR A PARTICULAR PURPOSE AND NON-INFRINGEMENT. EXCEPT FOR THE EXPRESS WARRANTY SET FORTH ABOVE, THE COMPANY DOES NOT WARRANT, GUARANTEE OR MAKE ANY REPRESENTATION REGARDING THE USE OR THE RESULTS OF THE USE OF THE SOFTWARE IN TERMS OF ITS CORRECTNESS, ACCURACY, RELIABILITY, CURRENTNESS OR OTHERWISE. SOME JURISDICTIONS DO NOT ALLOW THE EXCLUSION OF OR LIMITATIONS ON IMPLIED WARRANTIES, SO THE ABOVE EXCLUSIONS AND LIMITATIONS MAY NOT APPLY TO YOU.

LIMITATION OF LIABILITY

IN NO EVENT WILL THE COMPANY OR ITS EMPLOYEES OR LICENSORS BE LIABLE FOR ANY INCIDENTAL, INDIRECT, SPECIAL, CONSEQUENTIAL OR PUNITIVE DAMAGES, OR ANY DAMAGES WHATSOEVER (INCLUDING, WITHOUT LIMITATION, DAMAGES FOR INJURY TO PERSON OR PROPERTY, FOR LOSS OF PROFITS, BUSINESS INTERRUPTION, LOSS OF BUSINESS INFORMATION, LOSS OF PRIVACY, FAILURE TO MEET ANY DUTY AND NEGLIGENCE) ARISING OUT OF OR IN ANY WAY RELATED TO THE USE OR INABILITY TO USE THE SOFTWARE, EVEN IF THE COMPANY OR AN AUTHORIZED REPRESENTATIVE OF THE COMPANY HAS BEEN ADVISED OF THE POSSIBILITY OF SUCH DAMAGES. SOME JURISDICTIONS DO NOT ALLOW

THE EXCLUSION OF LIABILITY FOR INCIDENTAL OR CONSEQUENTIAL DAMAGES, SO THE ABOVE EXCLUSION MAY NOT APPLY TO YOU.

IN NO EVENT WILL THE LIABILITY OF THE COMPANY FOR DAMAGES WITH RESPECT TO THE SOFTWARE EXCEED THE AMOUNTS ACTUALLY PAID BY YOU FOR THE SOFTWARE.


CHOICE OF LAW AND VENUE

This EULA is governed by the laws of the United States of America and the State of New York, exclusive of its conflicts of law provisions. The exclusive venue for litigation regarding or arising from this EULA is New York County, New York and you agree to submit to the Jurisdiction of the courts of New York County, New York for any such litigation.

MISCELLANEOUS

If any provision or portion of this EULA is found to be unlawful, void, or for any reason unenforceable, it will be severed from and in no way affect the validity or enforceability of the remaining provisions of the EULA.

This EULA constitutes the entire agreement between you and the Company regarding the Software and its use.

Magic: The Gathering, Wizards of the Coast and its logo, and the  symbols are trademarks of Wizards of the Coast, Inc. All Magic: The Gathering character names and their distinctive likenesses are property of Wizards. TM and © 2003 Wizards. Used by Atari, Inc. under license. All rights reserved. Software © 2003 Atari, Inc. All rights reserved. "Secret Level" is a registered trademark of Secret Level, Inc. and is used with permission. HASBRO and its logo are trademarks of Hasbro, Inc., and are used with permission. All rights reserved. Microsoft, Xbox, and the Xbox logos are either registered trademarks or trademarks of Microsoft Corporation in the United States and/or other countries and are used under license from Microsoft. All other trademarks are the property of their respective owners.

Dolby and the double-D symbol are trademarks of Dolby Laboratories.

Microsoft, the Microsoft Game Studios logo, OptiMatch, Xbox Live, Xbox, and the Xbox and Xbox Live logos are either registered trademarks or trademarks of Microsoft Corporation in the United States and/or other countries.

10133